
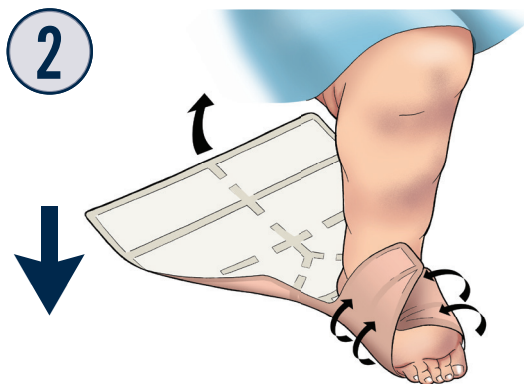




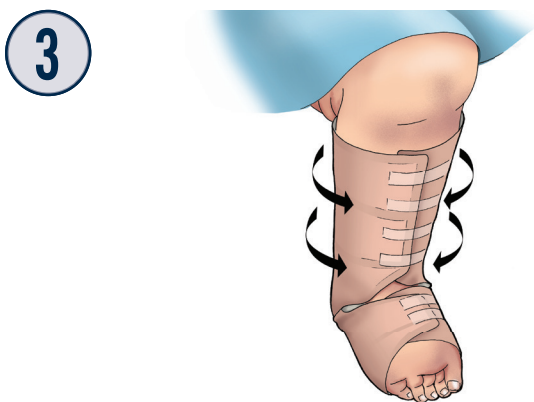
Eclipse Boot® Application Guide



Open out the dressing fully, white side up placing the heel into the small triangle, the top of the triangle pointing towards the patient



Fold over the foot one at a time the smaller sections to the left and right and secure with tape



Fold both the larger sections one at a time around the leg also securing with tape

Tips:

- Eclipse Boot® can be used under compression bandaging
- Wear time will depend on the level of exudate, daily changes may be required, but Eclipse Boot® can be left in place for up to seven days
- Do not cut through the super absorbent pockets on Eclipse Boot® however Eclipse Boot® can be cut along the welded edges to fit a shorter leg or area

